



# Task Team on Participation in Political and Public Affairs

**Mr. Vebjorn Aalandlid**, Statistics Norway, Chair of the Task Team on Participation in Political and Public Affairs



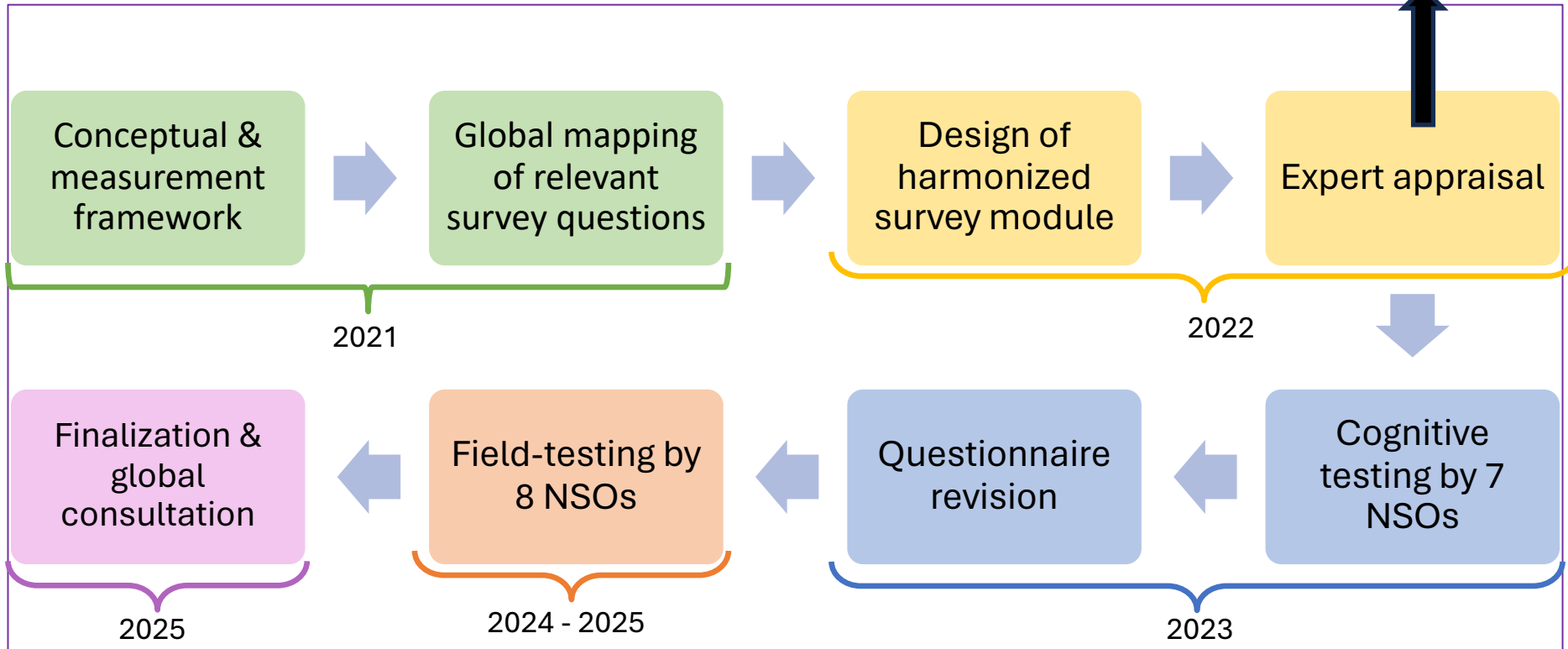
# NSOs need readily available methodologies

---

- **Second term of Praia Group (2021-2025):** Mandated to “*further improve methodology and standardization [and] add practical experiences.*”
- **Why prioritize “Participation in Political and Public Affairs”?**
  - 2024: A Super Election Year
  - Declining voter turnouts, disengagement from political life, declining trust in government
  - Disinformation, threats against civic freedoms and political rights
- **Two products:**
  - Short survey module (+/-10 questions) that can be attached to larger surveys (+ optional questions)
  - Guidance on Using Electoral Administrative Data to Produce Statistics on Electoral Participation
- **Task Team:** 100+ statisticians and experts have attended our meetings

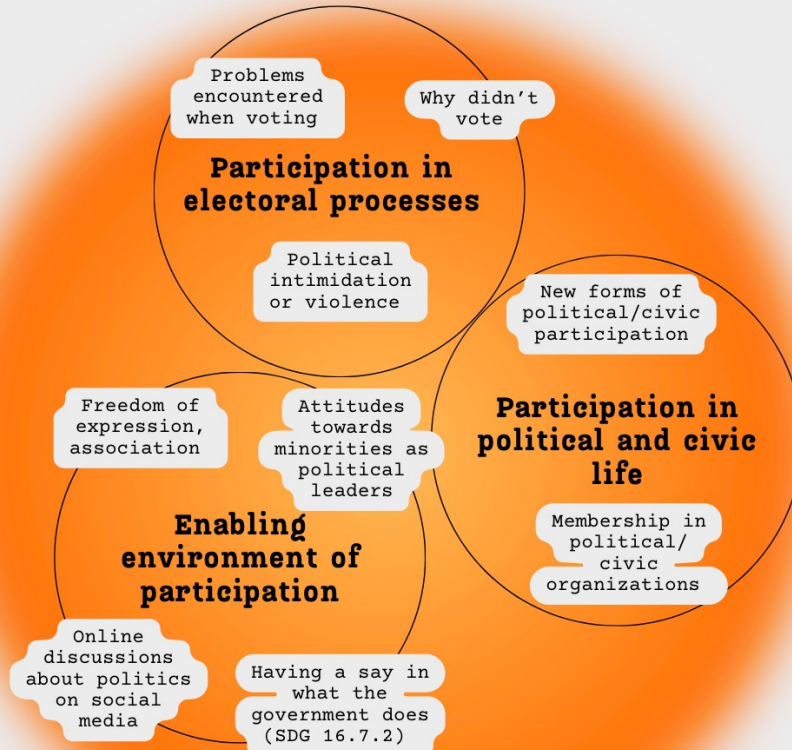


# Participation survey design process since late 2021



# Content of the Participation questionnaire

## Participation in Political and Public Affairs



Three parts:

1. Participation in electoral processes
2. Participation in political and civic life
3. Enabling environment of participation

Questionnaire to be administered **post-elections**, i.e. within 12 months of the most recent elections, whether national (presidential or parliamentary), state or local elections

Questionnaire accounts for **diverse electoral registration systems** (active, passive and hybrid)

\* \* \*

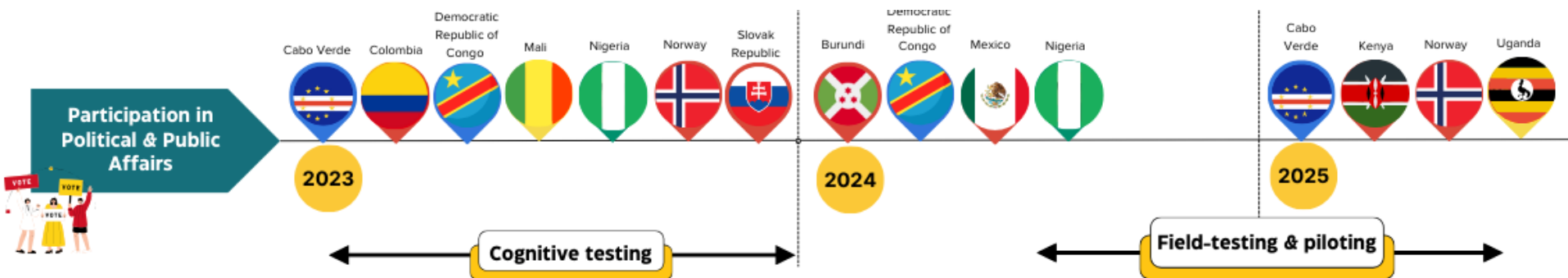
→ NSOs encouraged to include **youth**

# Topics less commonly covered in existing surveys

- Barriers to **registration**
- **Problems** encountered when trying to access the polling place / to cast your vote
- Fear and experience of **political intimidation** during elections
  - Someone discouraged or prevented you from voting
  - Someone tried to intimidate or force you to vote for/against a particular candidate/party
  - Someone asked you to vote for a particular candidate/party in exchange for a favor, money or goods
- **New forms of participation** e.g. boycotting certain products for political, ethical or environmental reasons; showing support for a political or social cause on social media, etc.
- Using **social media** to get informed & discuss politics: User experience
- Attitudes towards **marginalized/minority groups** holding power



# Cognitive tests and field-testing: 15 NSOs



## FIELD-TESTING (2024-25)

<b>1. Burundi</b>	Kirundi, French and Swahili	-300 respondents (2025) -Field-tested entire questionnaire, some of which will be included in the national living conditions survey (2025-26)
<b>2. Cabo Verde</b>	Portuguese	-350 respondents (2024) -Field-tested entire questionnaire
<b>3. Democratic Republic of Congo</b>	Swahili	-950 respondents (2024) -Piloted core module on a sub-sample of Food Security Survey (WFP) in two provinces (Maniema and South Kivu)
<b>4. Kenya</b>	Swahili	-Will field-test entire questionnaire (2025)
<b>5. Mexico</b>	Spanish	-960 respondents (2024) -Field-tested entire questionnaire to help inform revision of INEGI's own National Survey on Civic Culture (ENCUCI)
<b>6. Nigeria</b>	English & regional languages	-36,316 respondents (2024) -Piloted core module as part of Crime Experience and Perception Survey
<b>7. Uganda</b>	English and Swahili	-9000 respondents (2024-25) -Piloted selected questions as part of National Governance, Peace and Security Survey
<b>8. Colombia</b>	Spanish	-64,770 respondents (2023) -Piloted selected questions as part of National Political Culture Survey

*Non-probability samples of 300+ (rural/urban & different socio-demographic groups)*

*Nationally representative samples*

# Next steps

- Currently reviewing **national field-test reports** & discussing with NSOs
- Will share **consolidated report** (field-test results & analysis) in May
- Detailed presentation at next **Participation Task Team meeting, in May**
- **Workshop in Oslo, 20-21 May**, hosted by Statistics Norway, UNDP and the Praia Group, to discuss field-testing results and revise questionnaire with participating NSOs
- Statistics Norway will conduct **further cognitive testing** of revised questions, post-workshop



GUIDANCE ON UTILIZING  
Electoral  
Administrative Data  
TO PRODUCE STATISTICS ON  
Inclusive Political  
Participation

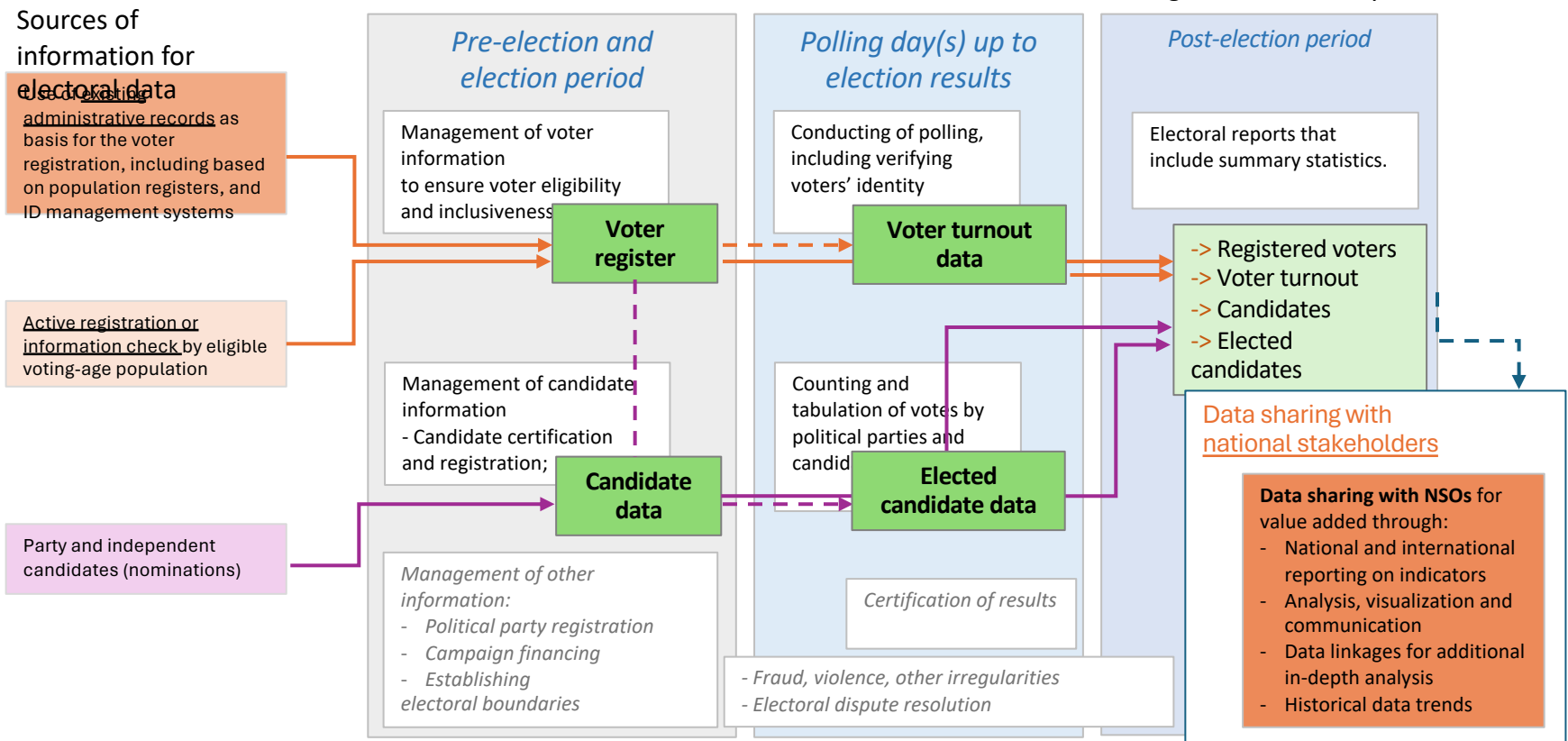


## Guidance structure

- **Chapter 1.** Conceptual framework, terms and definitions
- **Chapter 2.** National legal frameworks on electoral data and institutional set-ups
- **Chapter 3.** Types of electoral registers and data systems
- **Chapter 4.** The role of NSOs in adding value to electoral administrative data
- **Chapter 5.** Partnerships, principles and practices in data sharing between EMBs and NSOs

# Election management and resulting electoral registers and data systems

Core electoral administration tasks at EMBs and related electoral registers and data systems



## Chapter 4. The role of NSOs in adding value to administrative electoral data

- 
- **Integrating, maintaining and disseminating data** on inclusive electoral participation
    - o Types of data that the NSOs could store, update and disseminate as official statistics

- 
- **Indicators for national and global reporting** on inclusive participation.

- 
- **Data analysis, visualization, and communication**

- 
- **Data linkages for more in-depth analysis**
- 

## Chapter 5. Partnerships, principles and practices in data sharing between EMBs and NSOs

- 
- **Setting up partnerships between EMBs and NSOs**

- 
- **Principles and models of sharing electoral data**, including the type/formats of data to be shared, consistency with data protection laws, transparency and open data practices

- 
- **Scope of collaboration:** examples of country practices
-



GUIDANCE ON UTILIZING  
Electoral  
Administrative Data  
TO PRODUCE STATISTICS ON  
Inclusive Political  
Participation



## Join us for the next steps!

- ✓ **Participate in the next Task Team meeting** (in May)
  - We will have a session on the work done so far;
  - Highlight the gaps remaining;
  - Discuss how to obtain further input from NSOs.
  
- ✓ **Share information about your own context**
  - Data production by EMBs & data use by NSOs;
  - Other experience on integrating administrative data in national statistical systems.
  
- ✓ **Volunteer to review and provide input to the draft guidance**



# Task Team on Non-Discrimination and Equality

**Ms. Marjut Pietilainen**, Statistics Finland, Co-Chair of the Task Team on Non-Discrimination and Equality with **Arturo Arias Chumpitas**, INEI Peru



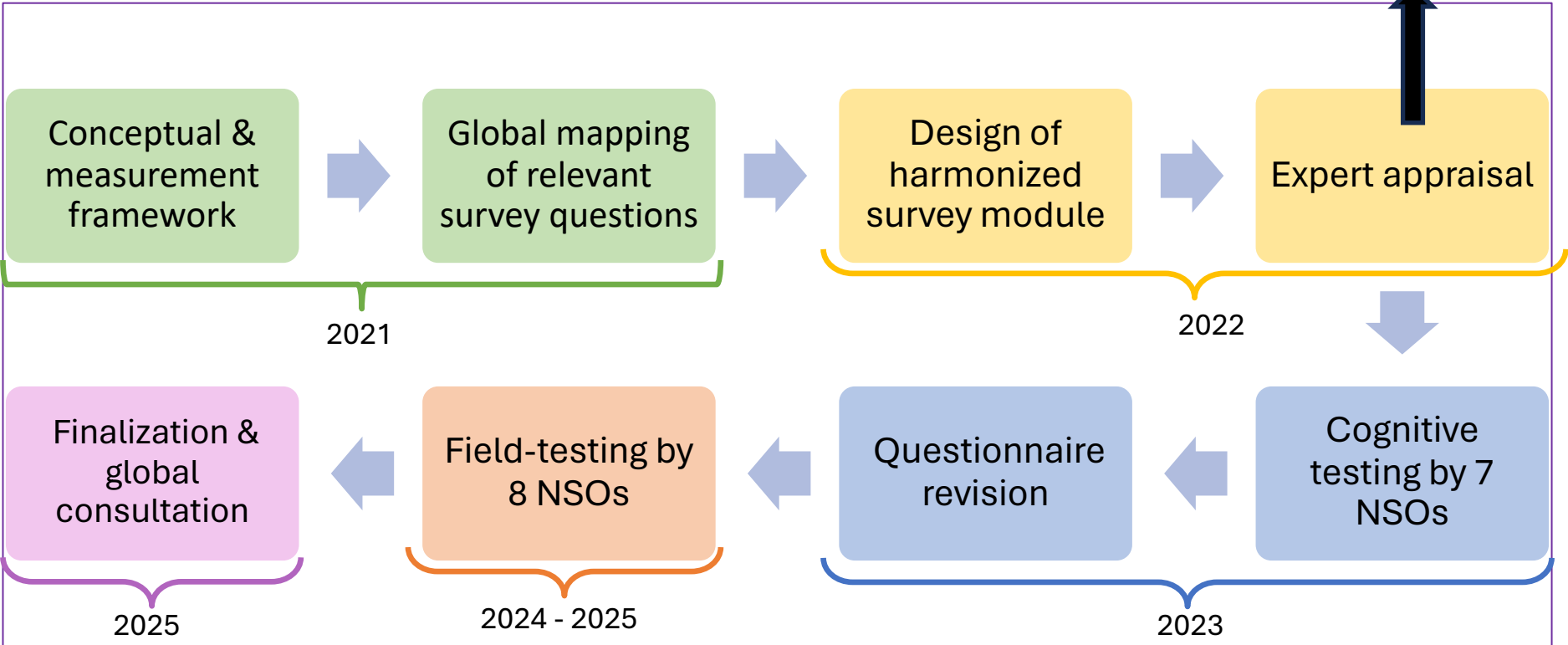


## NSOs need readily available methodologies

- **Why prioritize “Non-Discrimination and Equality”?**
  - 2030 Agenda: *Leave No One Behind*
  - Extreme polarization, hate speech, intolerance against minorities
- **Two products:**
  - Short survey module (+/-10 questions) that can be attached to larger surveys (+ optional questions)
  - Guidance on Using Administrative Data to Produce Statistics on Discrimination and Inequalities
- **Task Team:** 130+ statisticians and experts have attended our meetings



# Discrimination survey design process since late 2021



For more information on the work of the two Task Teams, see article in the [Statistical Journal of the IAOS \(2023\)](#)

Statistical Journal of the IAOS 39 (2023) 299–313  
DOI 10.3233/SJI-230027  
IOS Press

# Now is the time to close gaps in governance statistics – And the Praia Group is ready for the challenge

Marie Laberge<sup>a,\*</sup>, Joao de Pina Mendes Cardoso<sup>b,c</sup>, Arvinn Gadgil<sup>a</sup> and François Roubaud<sup>d</sup>

<sup>a</sup>*UNDP Oslo Governance Centre, Oslo, Norway*

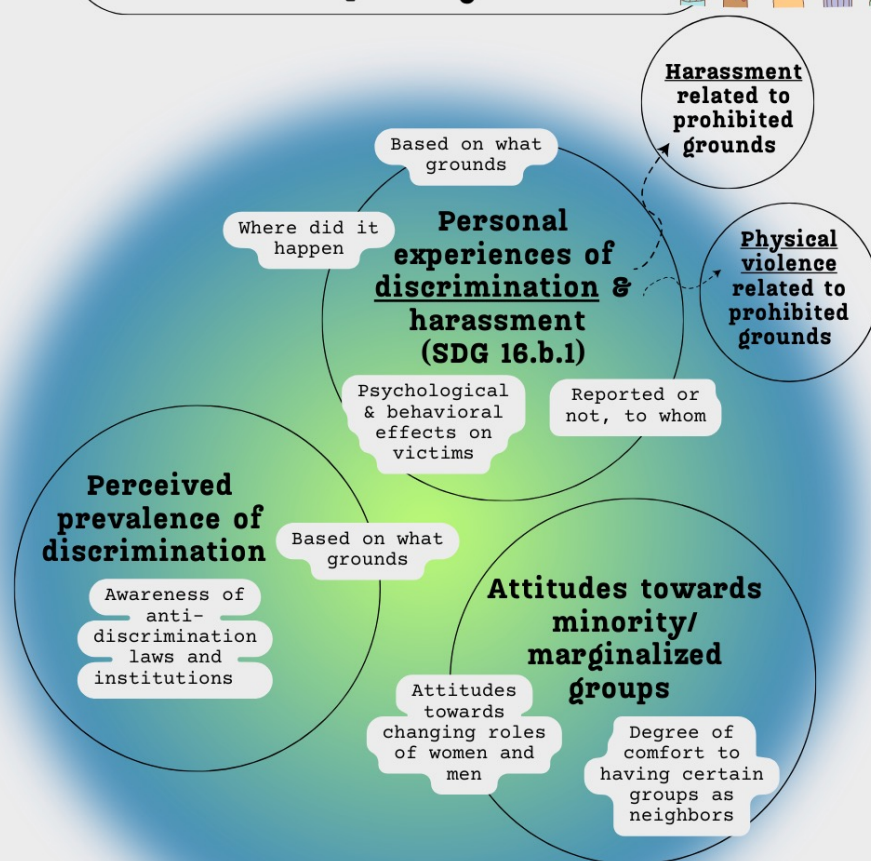
<sup>b</sup>*Cabo Verde Statistical Office (INECV), Praia, Cape Verde*

<sup>c</sup>*Praia Group on Governance Statistics, Praia, Cape Verde*

<sup>d</sup>*Institute of Research for Development, Paris, France*

# Content of the Discrimination questionnaire

## Non-Discrimination and Equality



## Personal experiences of discrimination & harassment (SDG 16.b.1)

- **Grounds** of discrimination
- **Life domains** where these experiences occur
- **Reporting**, to whom, satisfaction level, reasons for non-reporting

## Perceived prevalence of discrimination in the country

## Attitudes towards minorities / marginalized groups / gender equality

→ NSOs encouraged to **contextualize** questions to focus on most marginalized groups in the national context

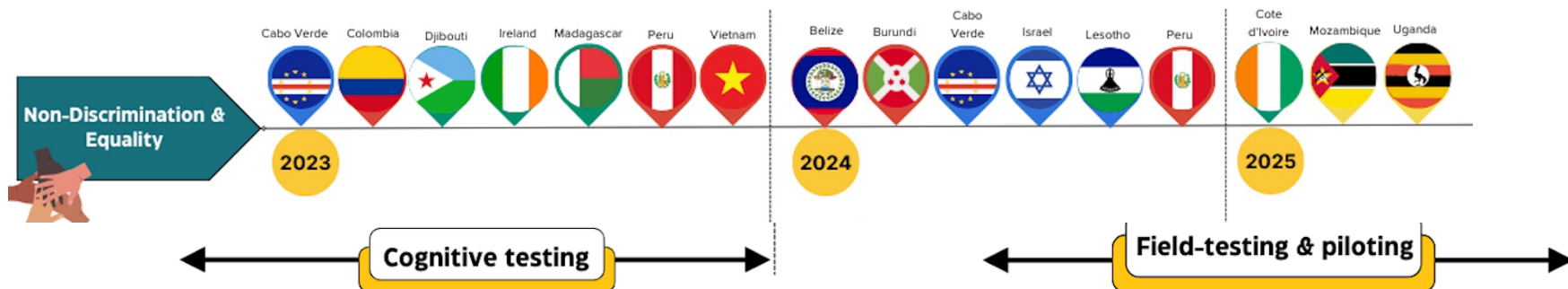
→ NSOs encouraged to include **youth**

# Topics less commonly covered in existing surveys

- Cyberbullying and **online harassment**, including of a sexual nature
- **Physical violence** perpetrated based on prohibited grounds
- **Impacts of discrimination/harassment on health & well-being:** Psychological problems, being afraid to go out, effects on ability to work / financial situation
- **Degree of comfort** when interacting with people from various marginalized groups



# Cognitive tests and field-testing: 16 NSOs



## FIELD-TESTING (2024-25)

<b>1. Mozambique</b>	Portuguese	-360 respondents (2025) -Will field-test the entire questionnaire
<b>2. Burundi</b>	Kirundi, French and Swahili	-300 respondents (2025) -Field-tested entire questionnaire, some of which will be included in the national living conditions survey (2025-26)
<b>3. Cabo Verde</b>	Portuguese	-530 respondents (2024) -Field-tested entire questionnaire
<b>4. Cote d'Ivoire</b>	French & regional languages	-300 respondents (2025) -Will include selected questions in national living conditions survey (2025-26)
<b>5. Peru</b>	Spanish	-300 respondents (2024) -Field-tested entire questionnaire
<b>6. Belize</b>	English & Spanish	-3000 respondents (2024) -Piloted core module as part of Labor Force Survey
<b>7. Israel</b>	Hebrew, English, Arabic	-100,000 respondents (online survey distributed by mobile phone - 2025) -Piloted core module
<b>8. Lesotho</b>	Sotho & English	-2340 respondents (2024) -Piloted core questions on self-reported experiences of discrimination as part of National Justice Needs Survey
<b>9. Uganda</b>	English and Swahili	-9000 respondents (2024-25) -Piloted selected questions as part of Governance, Peace and Security Survey

*Non-probability samples of 300+ (rural/urban & different socio-demographic groups)*

*Nationally representative samples*

# Next steps

- Detailed presentation of field-testing results at next **Discrimination Task Team meeting, in May**
- And then...



## Global consultation

Consult international statistical community on draft methodologies



Recommendation for specific parts to become international standards for measuring Participation and Discrimination



June-Nov 2025



## UNSC 2026



Presentation of finalized methodologies for endorsement by UN Statistical Commission in March 2026

March 2026

# Short videos on the work of the Task Teams

[Participation in Political and Public Affairs](#)

[Non-Discrimination and Equality](#)



Participation in Political and Public Affairs



some to lose faith in democratic values.



# Using Administrative Sources to Produce Statistics on Non-Discrimination & Equality: a Guide for NSOs

Praia Group Members' Meeting  
3 April 2025

Fiona Willis-Núñez  
OHCHR



# Key messages of the Guide



You can probably produce a lot more NDE indicators than you think, wholly or partly using admin data



NDE encompasses a lot more than you might think it does – so there are many, many indicators you could produce that would fall under this heading



If you collect/compile it, publish it! NSOs can't/shouldn't do all the analysis themselves, but putting the info in the public domain, as disaggregated as possible, permits others to analyse it

# Current status

- Two drafts have been shared widely for feedback – thank you!
- Consultant completed revision based on feedback from 2<sup>nd</sup> draft, Q4 2024
- **Main thrust of feedback and current OHCHR review:**
  - Risk of trying to cover too much ground
  - Diluting specificities of admin data & NDE
  - Overlap with existing resources



- Key goal of current revision: streamline and **focus on the specifics**; direct reader elsewhere for more info, e.g. on:
  - General pros and cons of admin data, trends in data
  - General limitations of NDE indicators
  - General importance of disaggregation
  - Communication, dissemination and interpretation
  - Details on QA frameworks...

# How can you help?

## If you've already provided examples:

- Expect me to contact you for follow-up in coming weeks!
- Have we accurately reflected your experiences or practices?
- What's the 'take-home message' of your experience? How might other countries replicate it?



Thoughts, ideas, contributions? Send them to Fiona:  
[praia-equality-ohchr@un.org](mailto:praia-equality-ohchr@un.org)

## If not, can you? Especially on:

- Systematic mapping of relevant sources
- Forming effective partnerships with admin data holders
- Influencing data holders to make a positive change to what/how they collect or record something
- Using sources that fall outside the 'usual' bounds of admin sources (i.e. beyond government functions)